

FOR THE YEAR 2024/5

ANNUAL REPORT



What an
inspiring
year

As 2025 comes to a close, we celebrate a year of community conservation—made possible by our Hub team and the amazing local community groups restoring nature across Te Taihū.

Kia ora koutou



Scott Burnett
Chair



Sky Davies
Chief Executive

As we look back on the past year, it's been a time of reflection and achievements to be proud of. This year we marked the significant milestone of 25 years of TET. What began as a small group of committed locals with a bold idea has grown into a region-wide environmental restoration movement powered by people, partnerships, and shared determination.

As part of our ongoing evolution, we are pleased to share that we will soon become Te Taihu Environment Trust, a name that better reflects the region and communities we support. We unveil our new look, including an updated logo and website, in the new year.

This year we also celebrate another major collective achievement, with one million native plants in the ground since TET began. Each plant represents community effort, restored habitat, and a deep connection to this special place. Whether it's landowners restoring streams in their catchment or volunteers planting along the estuary edge, this milestone shows the strength of collaboration – whānau, landowners, funders, councils, farmers, community groups and volunteers all pulling in the same direction.

As we reflect on the incredible growth and momentum achieved over recent years, supported in part by opportunities like Jobs for Nature, we are also looking to the future. Now is the time to focus on how to sustain this collective energy and keep growing in a changing funding landscape.

We invite you to explore the highlights, data, and stories that sit behind our important work. They reflect what has been achieved this year and what we are building toward together – healthy ecosystems, thriving communities, and a future where people and nature are deeply connected.

Thank you for standing with us, and for being part of this incredible community-led restoration journey.

Our collective impact for the year

53,310

native trees
lovingly planted in
new areas

4,435

traps in the field to
protect native
species

11,797

volunteer hours
contributed by our
community

But we didn't stop there.



125

volunteer opportunities
and community events to inspire,
learn and share

62

community workshops
and meetings to foster
collaboration and planning




99

funding applications and
reports completed and **3059**
carefully processed financial
transactions

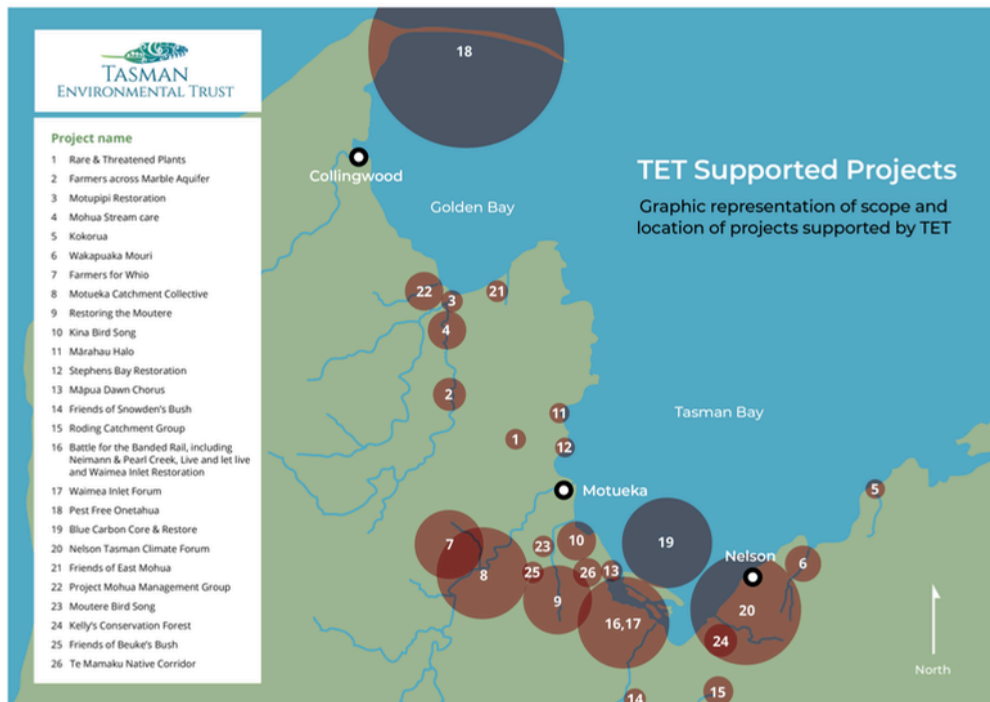
314

different ways we reached out
and engaged people through
newsletters, social media, online
and print



Our community projects

In 2024/25, Tasman Environmental Trust supported **26 community-led conservation projects** across the top of the South Island. From bustling neighbourhood trapping groups to big catchment-scale efforts, local people are making a real difference in this unique area. The map below shows just how far this collective impact reaches across Te Taihū.



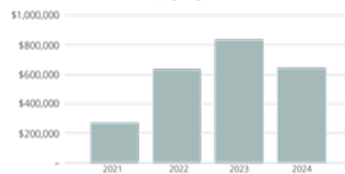
The year in numbers

We're a trusted partner with over 25 years' experience delivering real, grassroots conservation outcomes. By working effectively with a wide range of funders, we ensure every dollar invested goes further.

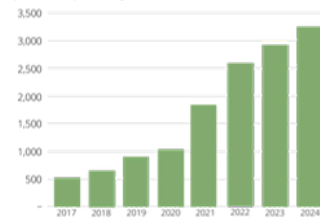


Environmental Outcomes (by financial year)

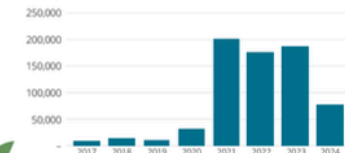
In-kind contributions (\$) per year



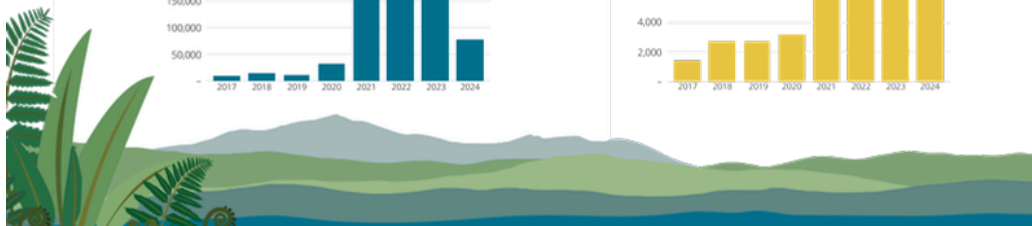
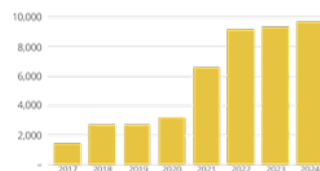
Traps actively managed



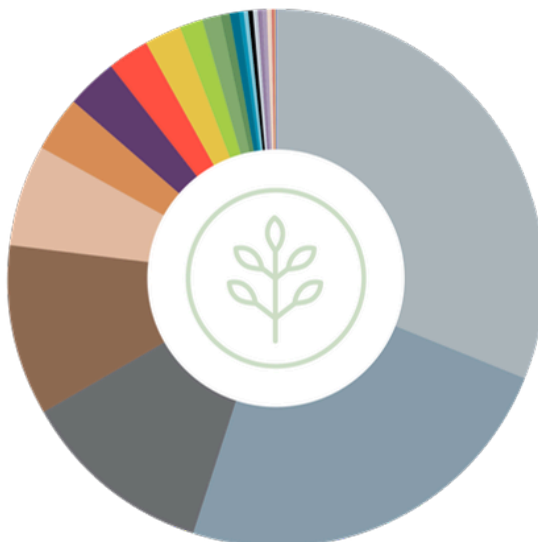
Plants planted



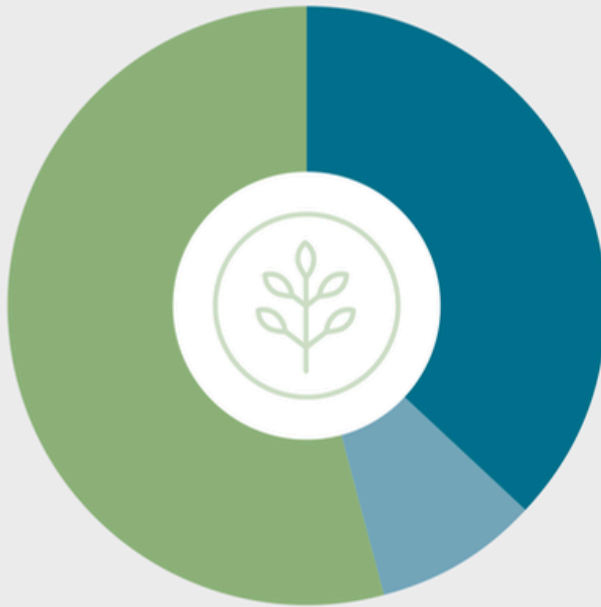
Volunteer hours



Revenue sources for financial year 2023/24

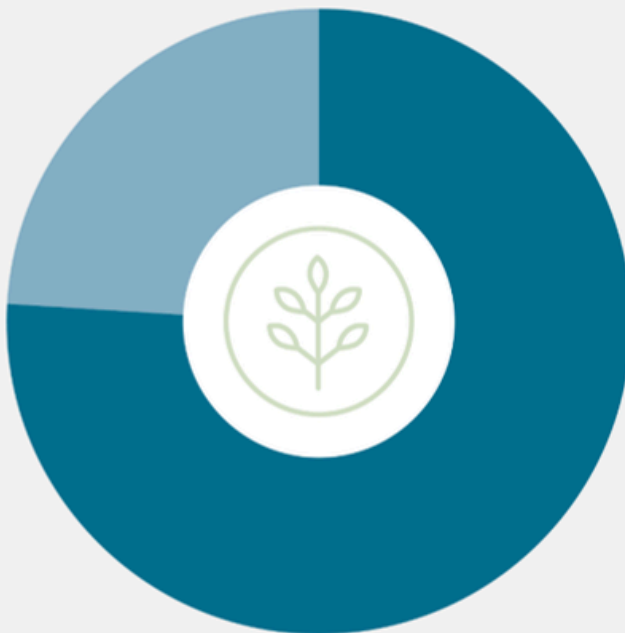


Predator Free 2050 Ltd	652,972
Ministry for Primary Industries	503,590
Ministry for the Environment	244,339
Rata Foundation	214,663
Nelson City Council	129,943
Tasman District Council	68,725
Predator Free NZ Trust	65,000
Donations	60,054
Department of Conservation	55,146
Lottery Grants Board	44,157
Landowner Contributions	29,000
Jasmine Charitable Trust	26,604
Comvita NZ Ltd	10,000
OneFortyOne	10,000
Marberry Estate Ltd	9,091
World Wildlife Fund	7,164
Office	5,300
Project Crimson Trust	5,029
NZ Landcare Trust	4,095
Top of the South Community Foundation	3,550
Network Tasman Charitable Trust	3,386
Mountains to Sea Conservation Trust	2,869
NBS	2,670
Community Trap Sales	2,348



Funding sources

Central Government	\$803,000
Local Government	\$199,000
Other funding sources	\$1,244,000



Areas of spending

Project activities	\$1,720,915
Wrap-around support for projects	\$533,948

Social capital

Community-led conservation strengthens the wellbeing of people across our region. When people of all ages come together to care for the natural places they love, they build friendships, trust and a deep sense of shared purpose.

These relationships are the social fabric that makes our region resilient. The friendly voices below show it best: caring for nature connects communities, lifts wellbeing and strengthens this special place.



"Having our whole project site planted at the end of Year 3 of a 5 year project means we can now focus on further diversity within our plantings"

Sophia Bisdee | Wakapuaka Mouri

"With a highly successful Climate Action Festival, Repair Cafes growing in popularity, a thriving Take the Jump Campaign, and numerous submissions, our year was a busy one. All thanks to a strong volunteer base that has only grown stronger in today's challenging political environment"

Chris Wheatley | NTCF deputy chair

"Catchment Collectives bring communities together with a focus on improving freshwater health. It has been an inspiration to work with so many people committed to our waterways."

Marlee | Mataeka community member

"Working with so many passionate volunteers, who give so much time and energy is so inspiring"

Abby | TET Operations Manager

"Despite the drought the plant growth has been amazing — plantings are really starting to look established and can be seen from the road"

Helen | Mapua resident

"Thank you very much for the latest newsletter. Between the planting and trapping, you and your team of dedicated volunteers are improving the environment for native flora and fauna and locals alike. From my family and I, we thank you all very much."

Message to the Battle for the Banded Rail

"Friends of Snowden's Bush has been the grateful recipient of a huge amount of work and donated materials from Mitre 10 Mega, plus some donated materials from TDC. The Reserve now has bollards to prevent vehicle access from the carpark into the forest; a new path; seating and a base and clearlite roof for a picnic table in the central grassed area; as well as plenty of planting achieved. A huge boost to our small group!"

Alison Pickford | Friends of Snowden's Bush

"Dear Kathryn, Another year has gone past and another few hundred trees in the ground. Thank you for organising everything for us — we literally just turn up and we plant. Thanks too for your patience with the boys and their energy levels. They do love the experience, although occasionally destructive. We look forward to working with you again next year and seeing how our trees that we have planted have grown. Thanks again"

From a school working with Battle for the Banded Rail

"Got my first catch in my trapline — feeling proud"

Waimea Inlet | volunteer trapper




Ngā mihi nui ki a koe

Behind every tree planted and every trap set is the generosity of people like you. Our heartfelt thanks to all the volunteers, landowners, mana whenua iwi and community members who help make these important projects happen on the ground.



A sincere thanks to our generous partners, supporters and donors

Grants, donations, bequests and in-kind support continue to be vitally important to Tasman Environmental Trust. Thank you for being part of the journey to protect and restore landscapes across Te Taihū.



2025 Financial Statements

Tasman Environmental Trust
For the year ended 30 June 2025

Prepared by SBC (Nelson)

Contents

3	Entity Information
5	Approval of Financial Report
6	Statement of Service Performance
7	Statement of Financial Performance
8	Statement of Financial Position
9	Statement of Cash Flows
10	Statement of Accounting Policies
11	Notes to the Performance Report
17	Auditor's Report

Entity Information

Tasman Environmental Trust For the year ended 30 June 2025

'Who are we?', 'Why do we exist?'

Legal Name of Entity

Tasman Environmental Trust

Entity Type and Legal Basis

Registered Charity

Registration Number

CC34055

NZBN Number

9429043072798

www.tet.org.nz

Entity's Purpose or Mission

Our vision is to have healthy, diverse ecosystems woven through the Nelson Tasman landscape. Our mission is to connect people to nature conservation in their communities.

Entity Structure

Tasman Environmental Trust currently has six trustees that constitute the governance board. Staff employed to administer and promote affairs of the Trust include a Chief Executive, Financial Manager, Strategic and Fundraising Lead, Operations Manager, Communications Lead and Predator Free Activator.

Main Sources of Entity's Cash and Resources

Funding was received from central government; New Zealand Forest Service with Ministry of Primary Industries, Ministry for the Environment, and DOC Community Fund. Grants from other entities included Predator Free 2050 Limited, Predator Free NZ Trust, Rata Foundation, Nelson City Council, Tasman District Council, Jasmine Charitable Trust, Lottery Grants Board, The Nature Conservancy NZ Trust and Project Crimson Trust.

Main Methods Used by Entity to Raise Fund

Tasman Environmental Trust makes applications to organisations for grants. The majority of funding is by way of grants and donations.

Entity's Reliance on Volunteers and Donated Goods or Services

The Trustees are volunteers in their capacity as Trustees. Tasman Environmental Trust does not rely on volunteers for day-to-day operations. Volunteers support us with our various nature conservation activities throughout the year.

Entity's Governance Arrangements

Tasman Environmental Trust currently has six trustees that constitute the governance board.

Aaron Stallard

Anaru Luke

Scott Burnett

Emma Marshall (Appointed 18 August 2025)

Susan Brown

Marian Garrett

Tony Stein (Resigned 18 November 2024)

Murray Poulter (Resigned 18 November 2024)

Christeen Mackenzie (Resigned 1 October 2025)

Gillian Bishop (Resigned 23 June 2025)

Physical Address

237 Queen Street

Richmond 7020

Postal Address

PO Box 3769, Richmond, Richmond, New Zealand, 7050

Bankers

NBS Richmond

Auditor

NMA Nelson Marlborough Audit Limited

PO Box 732


Nelson 7040

Approval of Financial Report

Tasman Environmental Trust For the year ended 30 June 2025

The Trustees are pleased to present the approved financial report including the historical financial statements of Tasman Environmental Trust for year ended 30 June 2025.

APPROVED



Scott Burnett

Chairperson

Date 17 November 2025



Sue Brown

Trustee

Date 17/11/2025

Statement of Service Performance

Tasman Environmental Trust For the year ended 30 June 2025

Description of medium to long term objectives

An increase in effective habitat.
Native plants and animals reach self-sustaining population densities.
Increase in communities' participation in work to protect and enhance the environment.
Increase in community understanding of environmental health issues.

	2025	2024
Description and Quantification of the Entity's Key Activities		
Traps as of June 30	4,453	3,249
Number of pests trapped for year	7,547	5,316
Number of plants purchased and planted for year	53,310	75,744
Volunteer Hours for year	11,797	9,706

Statement of Financial Performance

Tasman Environmental Trust For the year ended 30 June 2025

'How was it funded?' and 'What did it cost?'

	NOTES	2025	2024
Revenue			
Donations, koha, bequests and other general fundraising activities	1	212,853	60,054
Government service delivery grants/contracts	1	1,033,669	1,001,743
Non-government service delivery grants/contracts	1	1,304,118	1,065,937
Revenue from commercial activities	1	40,826	36,648
Interest, dividends and other investment revenue	1	49,804	81,162
Total Revenue		2,641,270	2,245,545
Expenses			
Employee remuneration and other related expenses	2	741,970	744,613
Volunteer related expenses	2	74,614	10,839
Expenses related to commercial activities	2	121,852	206,926
Other expenses related to service delivery	2	1,206,893	1,300,302
Total Expenses		2,145,329	2,262,680
Surplus/(Deficit) for the Year		495,940	(17,135)

This statement should be read in conjunction with the Accounting Policies, Notes, and the Audit Report

Statement of Financial Position

Tasman Environmental Trust
As at 30 June 2025

'What the entity owns?' and 'What the entity owes?'

	NOTES	30 JUN 2025	30 JUN 2024
Assets			
Current Assets			
Cash and short-term deposits	3	858,527	446,589
Debtors and prepayments	3	252,285	84,841
Investments	6	746,843	1,053,904
Total Current Assets		1,857,655	1,585,334
Non-Current Assets			
Property, Plant and Equipment	5	327,994	146,772
Total Non-Current Assets		327,994	146,772
Total Assets		2,185,649	1,732,107
Liabilities			
Current Liabilities			
Creditors and accrued expenses	4	89,739	55,670
Other current liabilities	4	1,060,622	1,137,089
Total Current Liabilities		1,150,361	1,192,759
Total Liabilities		1,150,361	1,192,759
Total Assets less Total Liabilities (Net Assets)		1,035,288	539,348
Accumulated Funds			
Accumulated surpluses (or deficits)	7	1,035,288	539,348
Total Accumulated Funds		1,035,288	539,348

This statement should be read in conjunction with the Accounting Policies, Notes, and the Audit Report

Statement of Cash Flows

Tasman Environmental Trust For the year ended 30 June 2025

	2025	2024
Statement of Cashflows		
Cash Flows from Operating Activities		
Operating Receipts (money deposited into the bank account)		
Donations, bequests and general fundraising activities	213,359	60,054
Government service delivery grants / contracts	810,278	1,091,154
Non-government service delivery grants / contracts	1,434,083	102,237
Gross sales from commercial activities	39,320	36,648
Interest or dividends received	66,768	74,314
GST received	362,278	231,036
Total Operating Receipts (money deposited into the bank account)	2,926,086	1,595,443
Operating Payments (money withdrawn from the bank account)		
Employee remuneration and other related payments	(743,139)	(735,570)
Volunteer related payments	(74,614)	(10,839)
Payments related to commercial activities	(147,550)	(202,457)
Other payments related to service delivery	(1,092,024)	(1,258,883)
GST paid	(307,332)	(264,317)
Total Operating Payments	(2,364,659)	(2,472,066)
Total Cash Flows from Operating Activities	561,427	(876,623)
Cash Flows from Other Activities		
Receipts from other activities		
Receipts from sale of property, plant and equipment	29,609	4,000
Receipts from sale of investments	785,502	255,827
Total Receipts from other activities	815,111	259,827
Payments from other activities		
Payments to acquire property, plant and equipment	(486,158)	(23,018)
Payments to purchase investments	(478,442)	(300,132)
Total Payments from other activities	(964,600)	(323,150)
Total Cash Flows from Other Activities	(149,489)	(63,323)
Net Increase / (Decrease) in Cash	411,938	(939,946)
Bank Accounts and Cash		
Opening Cash	446,589	1,386,535
Net change in cash for period	411,938	(939,946)
Closing Cash	858,527	446,589

This statement should be read in conjunction with the Accounting Policies, Notes, and the Audit Report.

Statement of Accounting Policies

Tasman Environmental Trust For the year ended 30 June 2025

'How did we do our accounting?'

The reporting entity is Tasman Environmental Trust, a charitable organization registered under the Charities Act 2005. These financial statements are presented for the year ended 30 June 2025. These financial statements presented in accordance with Tier 3 NFP.

The Financial Statements have been approved and were authorised for issue by the Trustees on the date specified on page 5

Basis of Preparation

The entity is permitted by law to apply the Tier 3 (NFP) Standard issued by the External Reporting Board (XRB) and has elected to do so. A PBE may apply the standard if it does not have public accountability and has total annual expenses less than or equal to \$5,000,000. All transactions in the Performance Report are reported using the accrual basis of accounting. The Performance Report is prepared under the assumption that the entity will continue to operate in the foreseeable future.

Goods and Services Tax (GST)

The entity is registered for GST. All amounts are stated exclusive of goods and services tax (GST) except for accounts payable and accounts receivable which are stated inclusive of GST.

Income Tax

Tasman Environmental Trust is wholly exempt from New Zealand income tax having fully complied with all statutory conditions for these exemptions.

Bank Accounts and Cash

Bank accounts and cash in the Statement of Cash Flows comprise cash balances and bank balances (including short term deposits) with original maturities of 90 days or less.

Changes in Accounting Policies

There have been no changes in accounting policies. Policies have been applied on a consistent basis with those of the previous reporting period.

Notes to the Performance Report

Tasman Environmental Trust For the year ended 30 June 2025

	2025	2024
1. Analysis of Revenue		
Donations, koha, bequests and other general fundraising activities		
Donations	204,570	60,054
Fundraising	8,283	-
Total Donations, koha, bequests and other general fundraising activities	212,853	60,054
Government service delivery grants/contracts		
Department of Conservation	20,250	1,850
DOC CF	84,444	53,296
Ministry for the Environment	155,615	244,339
Ministry for Primary Industries	513,841	503,590
Nelson City Council	168,868	129,943
Nelson Regional Development Agency	7,000	-
Tasman District Council	83,651	68,725
Total Government service delivery grants/contracts	1,033,669	1,001,743
Non-government service delivery grants/contracts		
Comvita NZ Ltd	-	10,000
HealthPost Nature Trust	144	-
Hoku Foundation	7,385	4,235
Jasmine Charitable Trust	22,287	26,604
Lottery Grants Board	462,506	44,157
Marberry Estate Ltd	-	9,091
Mountains to Sea Conservation Trust	34,771	2,869
NBS	4,160	2,670
Network Tasman Charitable Trust	2,333	3,386
NZ Landcare Trust	10,218	4,095
NZ Motor Caravan Association	3,243	-
OneFortyOne	1,181	10,000
Perpetual Guardian	(1)	-
Predator Free 2050 Ltd	58,921	652,972
Predator Free NZ Trust	825	65,000
Project Crimson Trust	60,562	5,029
Pub Charity Limited	19,755	-
Rata Foundation	423,593	214,663
Simplicity Foundation	4,548	452
The Lion Foundation	10,000	-
TNC New Zealand Trust	169,686	-
Top of the South Community Foundation	8,000	3,550
World Wildlife Fund	-	7,164
Total Non-government service delivery grants/contracts	1,304,118	1,065,937
Revenue from commercial activities		

	2025	2024
Net Rental Income	1,375	5,300
Community Trap Sales	10,186	2,348
Landowner Contributions	29,265	29,000
Total Revenue from commercial activities	40,826	36,648
Interest, dividends and other investment revenue		
Interest Received	49,804	81,162
Total Interest, dividends and other investment revenue	49,804	81,162

	2025	2024
--	------	------

2. Analysis of Expenses

Employee remuneration and other related expenses

Kiwi Saver Employer Deductions	16,509	14,682
Kiwisaver Employer Contributions	11,244	14,682
Project Costs: Wages & Salaries	333,018	359,854
Project: Kiwisaver Employer Contributions	-	(1,856)
Wages and salaries	381,198	357,250
Total Employee remuneration and other related expenses	741,970	744,613

Volunteer related expenses

Volunteer & Stakeholder Expenses	6,019	104
Volunteer & Stakeholder Expenses - Project Costs	68,595	10,735
Total Volunteer related expenses	74,614	10,839

Expenses related to commercial activities

Administration Expenses

ACC Levy	769	456
Accounting & Audit Fees	6,777	6,813
Animal & Pest Control	-	4,598
Bank Charges	768	131
Communications Expense	10,312	9,156
Computer Expenses	9,542	11,394
Depreciation	-	4,469
Freight & Delivery	303	243
Health & Safety	2,783	706
Iwi Engagement	16	1,150
Insurance	3,191	4,053
Legal Fees	78	5,427
Management Fees	10,360	64,879
Monitoring & Reporting	-	1,950
Office Expenses	34,987	37,057
Planning & Reporting	19,419	20,983
Printing & Stationery	490	242
Professional Development	10,600	10,444
Telephone & Internet	2,620	2,500
Travel	7,337	9,120

	2025	2024
Venue & Meeting Costs	1,500	11,153
Total Administration Expenses	121,852	206,926
Total Expenses related to commercial activities	121,852	206,926
Other expenses related to service delivery		
ACC Levy	907	456
Accounting & Audit Fees	-	1,400
Animal & Pest Control	105,218	115,947
Bank Charges - Project	139	624
Communications Expense	117,231	51,702
Computer Expenses	6,098	2,866
Depreciation	108,452	50,340
Freight & Courier	-	116
Health & Safety	-	5,739
Insurance - Project	2,899	-
Iwi Engagement	55,885	2,642
Legal	-	3,100
Loss on Sale of Fixed Assets	976	288
Management Fees	75,414	247,567
Monitoring & Reporting	66,297	85,484
Planning & Reporting	112,351	138,553
Planting	234,514	224,718
Printing & Stationery	3,959	7,917
Professional Development	-	7,202
Rent & Office Expense - Project	20,249	25,131
Site Maintenance & Preparation	214,921	250,889
Telephone & Internet	2,520	2,350
Travel	19,826	22,715
Vehicle Expenses	15,760	12,759
Venue & Meeting Costs	21,015	20,685
Weed Control	22,260	19,113
Total Other expenses related to service delivery	1,206,893	1,300,302

	2025	2024
--	------	------

3. Analysis of Assets

Cash and short-term deposits

NBS 93-16	4,105	4,998
NBS 97-00	68,257	51,675
NBS 96-16	4,027	5,058
NBS 97-16	4,540	4,816
NBS 97-32	725,277	328,597
NBS 97-33	52,321	51,445
Total Cash and short-term deposits	858,527	446,589

Debtors and prepayments

Accounts Receivable	83,814	62,728
Accrued Interest	2,172	19,137
Debtors	52,210	-
Prepayments	1,583	2,977
Work in Progress	112,506	-
Total Debtors and prepayments	252,285	84,841

2025 2024

4. Analysis of Liabilities

Creditors and accrued expenses

Account Payable	58,351	86,177
GST	14,746	(52,295)
Holiday Pay Payable	16,642	21,787
Total Creditors and accrued expenses	89,739	55,670

Other current liabilities

Grants in advance	1,060,622	1,137,089
Total Other current liabilities	1,060,622	1,137,089

2025 2024

5. Property, Plant and Equipment

Motor Vehicles

Opening Balance	90,072	117,965
Additions less disposals	(24,454)	-
Depreciation charge	(22,568)	(27,894)
Total Motor Vehicles	43,050	90,071

Furniture and Fittings

Additions less disposals	9,450	-
Depreciation charge	(551)	-
Total Furniture and Fittings	8,899	-

Plant and Equipment

Opening Balance	34,453	32,586
Additions less disposals	299,047	17,538
Depreciation charge	(76,299)	(15,670)
Total Plant and Equipment	257,201	34,454

Other Fixed Assets

Opening Balance	22,247	24,971
Additions less disposals	6,713	7,861
Depreciation charge	(10,116)	(10,585)
Total Other Fixed Assets	18,844	22,247

Total Property, Plant and Equipment	327,994	146,772
--	----------------	----------------

- **Recognition and measurement**

Items of property, plant and equipment are initially measured at cost.

Cost includes expenditure that is directly attributable to the acquisition of the asset such as materials and direct labour, costs directly attributable to bringing the assets to a working condition for their intended purpose. Parts of property, plant and equipment that have different useful lives are counted for as separate items.

Purchased software that is integral to the functionality of related equipment is capitalised as part of that equipment. Any gain or loss on disposal of property, plant and equipment is recognised in the statement of comprehensive revenue and expense.

- **Subsequent expenditure**

Subsequent expenditure is capitalised only when it is probable that the future economic benefits associated with the expenditure will flow to the Trust. Ongoing repairs and maintenance is expenses as incurred.

- **Depreciation**

Depreciation is recognised in the statements of comprehensive revenue and expense on a diminishing value and straight line basis over the estimated useful lives of each item of property, plant and equipment. The diminishing value and straight line rates used are:

- Motor Vehicles: 21% SL
- Plant and Equipment: 8% - 67% DV
- Office Equipment: 13% - 50% DV
- Software and Applications: 50% DV

Depreciation methods, useful lives and residual values are reviewed at reporting date and adjusted if appropriate.

	2025	2024
6. Investments		
Other current investments		
Opening Balance	1,053,904	1,009,599
NBS Term Deposit Movements	(307,060)	44,305
Total Other current investments	746,843	1,053,904
Total Investments	746,843	1,053,904
	2025	2024

7. Accumulated Funds

Accumulated surpluses or (deficits)		
Opening Balance	539,348	556,483
Current year earnings	495,940	(17,135)
Total Accumulated surpluses or (deficits)	1,035,288	539,348
Total Accumulated Funds	1,035,288	539,348

The 2025 current year earnings includes a grant received which has been spent to purchase assets which have consequently been capitalised and are included in the fixed assets. These will be expensed over time as depreciation rules allow for.

2025 2024

8. Commitments

Commitments to lease or rent assets

Due within 12 months	43,575	45,948
Due from 2-5 years	67,289	81,280
Total Commitments to lease or rent assets	110,864	127,228

Tasman Environmental Trust entered into an agreement to lease premises at 4 Buxton Lane, Takaka. The lease commenced on the 24th April 2023 for an initial period of 1 year with rights of renewal for one year. The lease was renegotiated in November 2024. The final expiry date is 9th December 2027. The annual rental expense is \$14,300 plus GST.

Tasman Environmental Trust entered into an agreement to lease premises at 237 Queen Street, Richmond. The lease commenced on the 1st March 2022 for an initial period of 2 years with rights of renewal for two of two years each. The final expiry date is 28th February 2028. The annual rent is \$26,200 plus GST.

Tasman Environmental Trust has a lease agreement for photocopying services. The lease commenced on the 13th September 2024 for a period of 36 months. The contract end date is 13th August 2027. The annual radio service lease expense is \$1,659 plus GST.

Tasman Environmental Trust has a lease agreement for radio service. The lease commenced on the 1st August 2023 for a period of 42 months. The contract end date is 31st August 2026. The annual radio service lease expense is \$756 plus GST.

9. Contingent Liabilities and Guarantees

There are no contingent liabilities or guarantees as at 30 June 2025 Last year - nil).

10. Related Party Transactions

There were no transactions involving related parties during the financial year.

11. Events After the Balance Date

There were no events that have occurred after the balance date that would have a material impact on the Performance Report (Last year - nil).

12. Going Concern

Tasman Environmental Trust has relied on and continues to rely on contracts, grants and donations to remain a going concern. As at balance date the Trustees have no reason to doubt the appropriateness of the going concern assumption. The Trust will continue to operate for the foreseeable future.

Auditor's Report

Tasman Environmental Trust
For the year ended 30 June 2025

